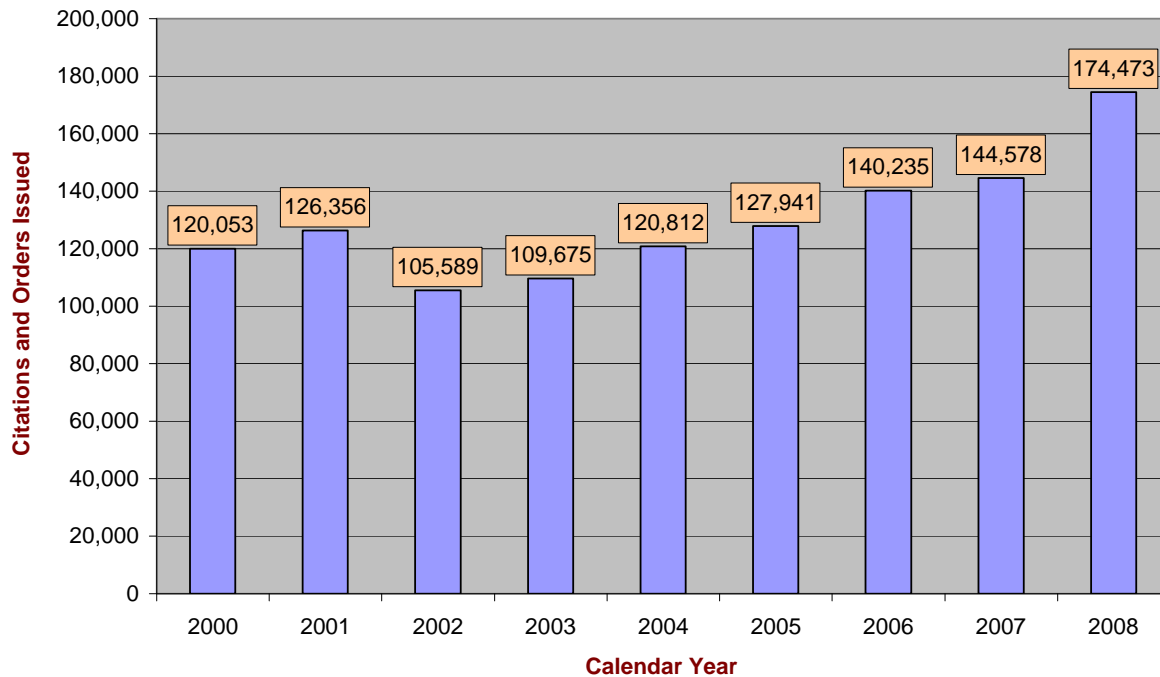


# MSHA FACT SHEET: Total Citations and Orders Issued Both Coal and Metal/Non Metal Mines CY 2000 - CY 2008

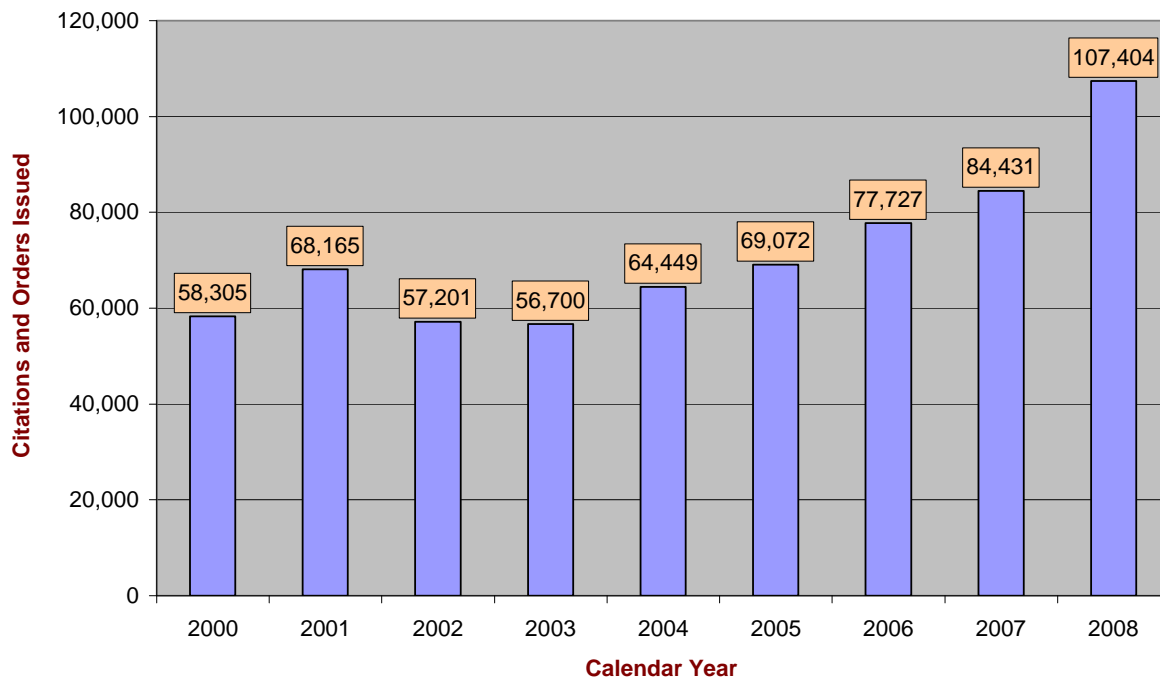
## All MSHA - Citations and Orders Issued CY 2000 - 2008



- The total amount of Citations and Orders issued by MSHA to both Coal and MNM mines increased 45 percent from 120,053 in CY 2000 to 174,473 in CY 2008.
- The total amount of Citations and Orders issued by MSHA to both Coal and MNM mines increased 24 percent from 140,235 in CY 2006 to 174,473 in CY 2008.

# MSHA FACT SHEET: Total Citations and Orders Issued Coal Mines CY 2000 - CY 2008

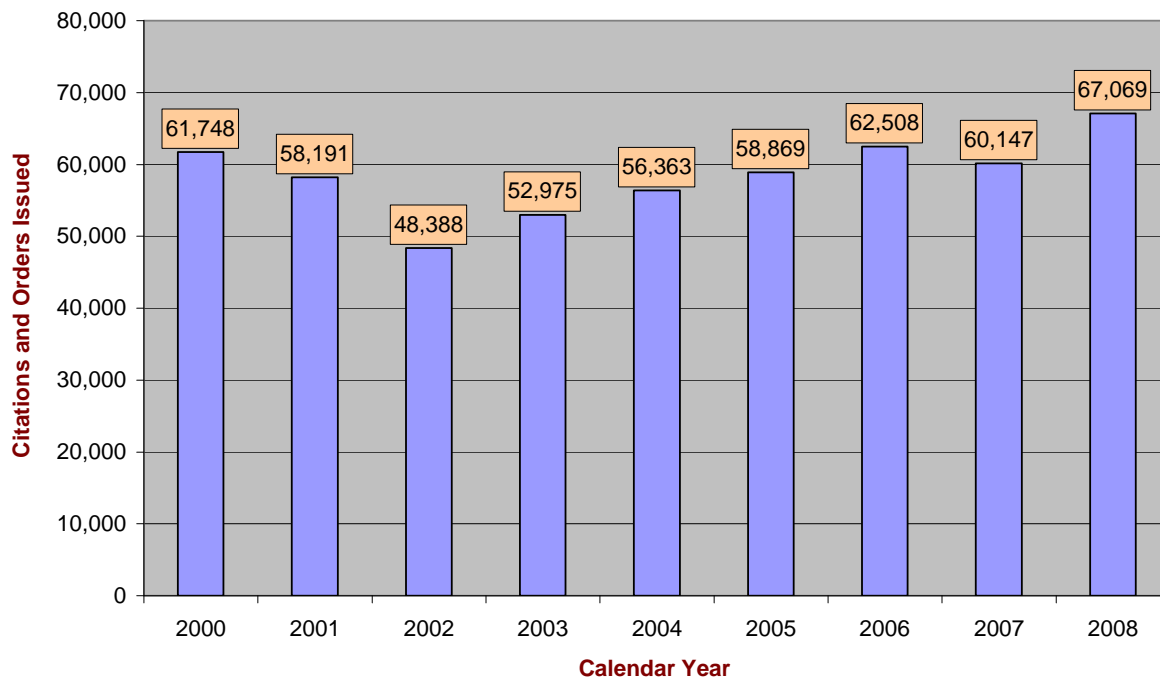
## Coal - Citations and Orders Issued CY 2000 - 2008



- The total amount of Citations and Orders issued by MSHA to Coal mines increased 84 percent from 58,305 in CY 2000 to 107,404 in CY 2008.
- The total amount of Citations and Orders issued by MSHA to Coal mines increased 38 percent from 77,727 in CY 2006 to 107,404 in CY 2008.

# MSHA FACT SHEET: Total Citations and Orders Issued Metal/Non Metal Mines CY 2000 - CY 2008

## M/NM - Citations and Orders Issued CY 2000 - 2008



- The total amount of Citations and Orders issued by MSHA to MNM mines increased 9 percent from 61,748 in CY 2000 to 67,069 in CY 2008.
- The total amount of Citations and Orders issued by MSHA to MNM mines increased 7 percent from 62,508 in CY 2006 to 67,069 in CY 2008.