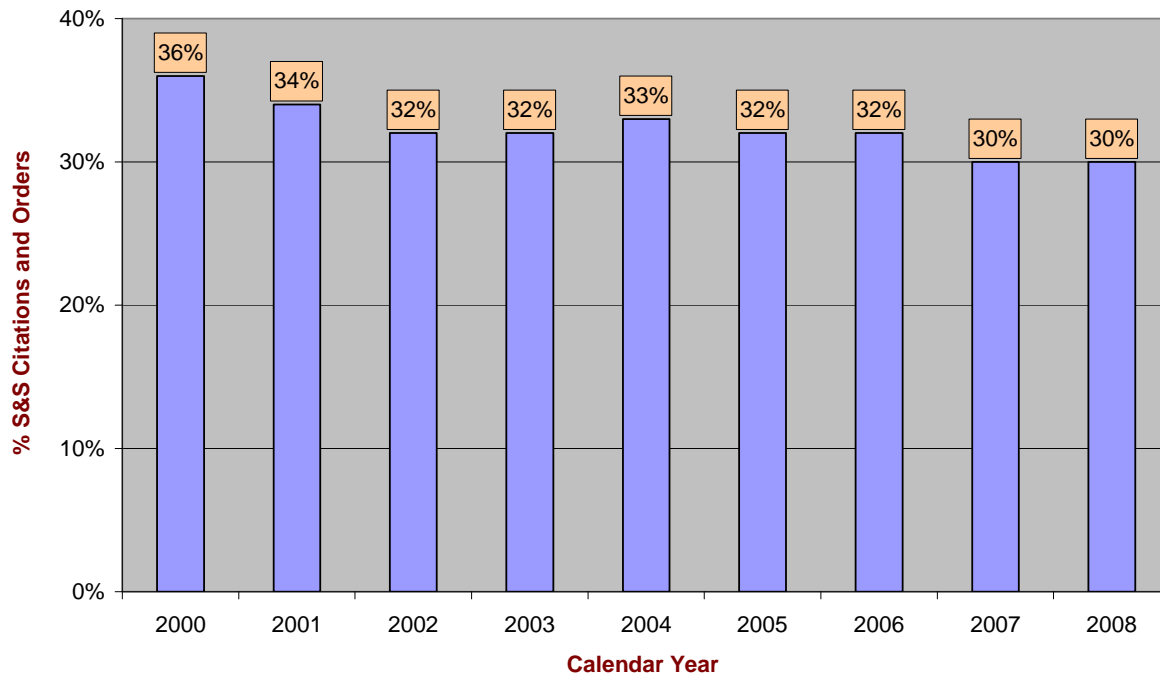


**MSHA FACT SHEET:
Percentage of "S & S" Citations and Orders
Both Coal and Metal/Non Metal Mines
CY 2000 - CY 2008**

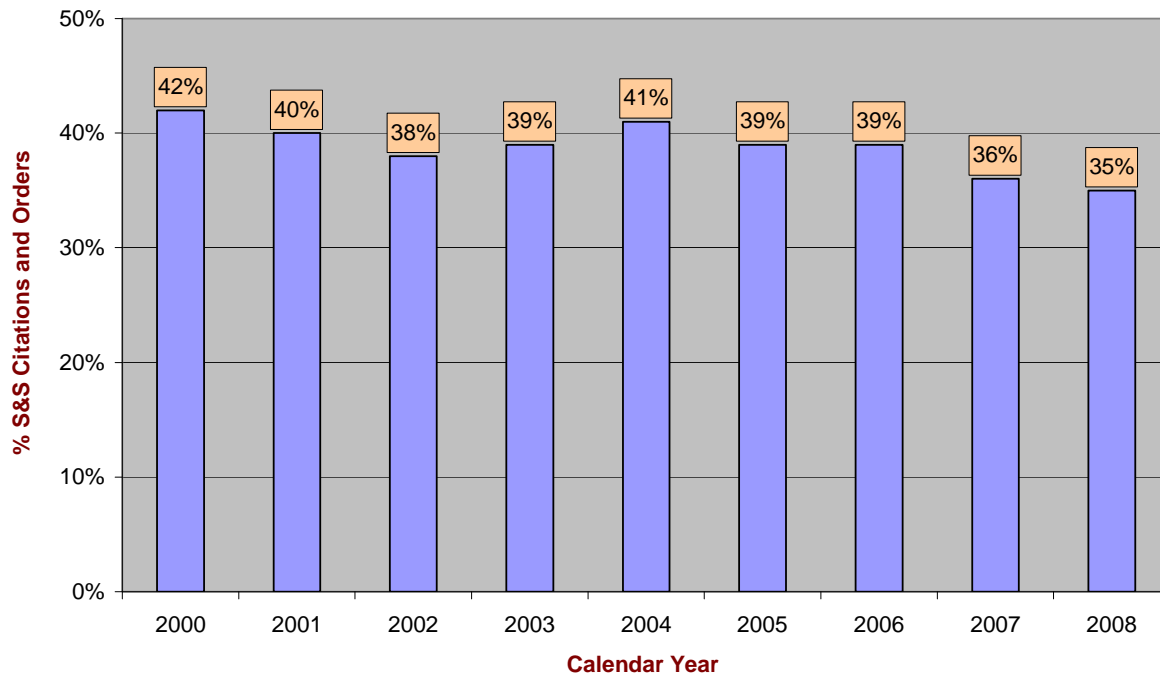
**All MSHA - % S&S Citations and Orders
CY 2000 - 2008**



- The percent of "S&S" citations and orders for both Coal and MNM mines decreased 17 percent from 36 percent in CY 2000 to 30 percent in CY 2008.
- The percent of "S&S" citations and orders for both Coal and MNM mines decreased 6 percent from 32 percent in CY 2006 to 30 percent in CY 2008.

**MSHA FACT SHEET:
Percentage of "S & S" Citations and Orders
Coal Mines
CY 2000 - CY 2008**

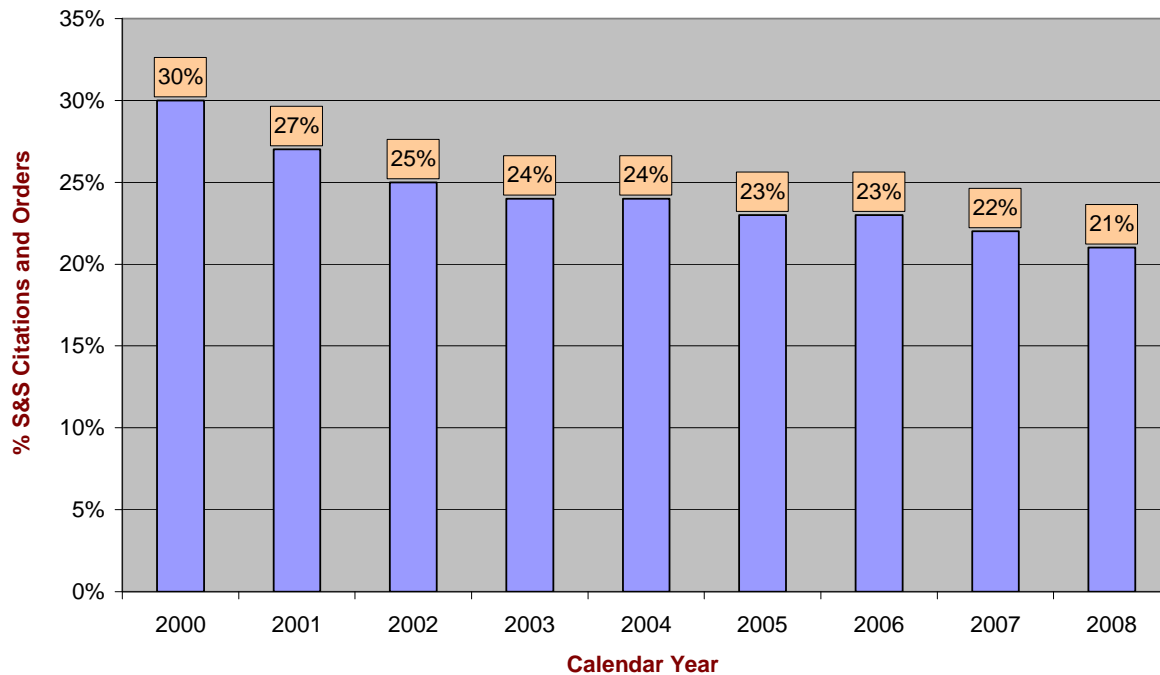
**Coal - % S&S Citations and Orders
CY 2000 - 2008**



- The percent of "S&S" citations and orders for Coal mines decreased 17 percent from 42 percent in CY 2000 to 35 percent in CY 2008.
- The percent of "S&S" citations and orders for Coal mines decreased 10 percent from 39 percent in CY 2006 to 35 percent in CY 2008.

**MSHA FACT SHEET:
Percentage of "S & S" Citations and Orders
Metal/Non Metal Mines
CY 2000 - CY 2008**

**M/NM - % S&S Citations and Orders
CY 2000 - 2008**



- The percent of "S&S" citations and orders for MNM mines decreased 30 percent from 30 percent in CY 2000 to 21 percent in CY 2008.
- The percent of "S&S" citations and orders for MNM mines decreased 9 percent from 23 percent in CY 2006 to 21 percent in CY 2008.